



# BRIDGETOWN DISTRICT SCOUT COMMITTEE

## SCOUT LEADERS' ROUNDTABLE

### TRAINING SHEET

# COMMANDS & SIGNALS

#### WORDS OF COMMAND<sup>1</sup>

"Fall in" (in line).

"Alert" (stand up smartly).

"At ease" (stand at ease).

"Break off" (one pace backwards, turn to the right and march three paces).

"Dismiss" (turn right, salute (if in uniform) and march three paces). This is used at the end of the Meeting or Activity.

"Right turn" (or "left turn"); (each Scout turns accordingly).

"Quick march" (walk smartly, stepping off on the left foot).

"Halt" (stop, standing still at the "Alert")

"Double" or "At the double" (run at smart pace, arms hanging loose).

"Scout Pace" (walk so many paces and run so many paces alternately - about 50 of each).

#### WHISTLE SIGNALS<sup>1</sup>















When a Scout Leader wants to call the Troop together he whistles "Fall in", or uses a special Troop call. Patrol Leaders thereupon call together their Patrols and take them **"at the double"** to the Scout Leader.

Here are some whistle signals for Scout wide games.

1. One long blast means "Silence", "Alert"; "Look out for my next signal"
2. A succession of short, sharp blasts means "Rally", "Close in", "Come together", "Fall in".
3. Three short blasts followed by one long one from the Scoutmaster calls up the Patrol Leaders -i.e., "Leaders come here".
4. A succession of long, slow blasts means "Go out", "Get farther away", or "Advance", "Extend," "Scatter"
5. A succession of short and long blasts alternately means "Alarm", "Look out", "Be ready", "Man your alarm posts".

Any signal must be instantly obeyed at the double as fast as you can run—no matter what other job you may be doing at the time.

# HAND SIGNALS<sup>2</sup>

  <b>IN LINE</b>	  <b>HORSE SHOE</b>
  <b>IN ROWS</b>	  <b>CIRCLE</b>
  <b>OPEN COLUMN</b>	  <b>HOLLOW SQUARE</b>
  <b>CLOSE COLUMN</b>	<b>KEY</b> SCOUTER                    10 PATROL LEADER        10 SECOND                    10 SCOUTS                    10

## REFERENCES

1. **Scouting for Boys.** Robert Baden-Powell, 35th Edition (January 1994). The Scout Association, Baden-Powell House, Queens Gate, London, England.
2. **The Scout Handbook.** The Scout Association, Baden-Powell House, Queens Gate, London, England.